

MONTHLY REPORT OF DISBURSEMENTS

FAR No. 4

For the month of December 2021


Department State Universities and Colleges (SUCs)
 Agency/Entity Carlos C. Hilado Memorial State College
 Operating Unit < not applicable >
 Organization Code (IAOS) 08 000 000000
 Fund Cluster 01 Regular Agency Fund

Particulars	Current Year Budget					Prior Year's Budget											Trust Liabilities				Grand Total					Remarks		
	PS	MOOE	FinEx	CO	TOTAL	Prior Year's Accounts Payable					Current Year's Accounts Payable						PS	MOOE	CO	TOTAL	PS	MOOE	FinEx	CO	TOTAL			
						PS	MOOE	FinEx	CO	Sub-Total	PS	MOOE	FinEx	CO	Sub-Total	TOTAL											SUB-TOTAL	
1	2	3	4	5	6=(2+3+4+5)	7	8	9	10	11=(7+8+9+10)	12	13	14	15	16=(12+13+14+15)	17=(11+16)	18=(6+17)	19	20	21	22=(19+20+21)	23	24	25	26	27=(23+24+25+26)		
CASH DISBURSEMENTS	34,691,939.19	14,306,013.47	0.00	6,702,439.35	55,700,392.01	0.00	0.00	0.00	3,200,004.98	3,200,004.98	0.00	0.00	0.00	0.00	0.00	3,200,004.98	58,900,396.99	0.00	0.00	0.00	0.00	34,691,939.19	14,306,013.47	0.00	9,902,444.33	58,900,396.99	28	
Notice of Cash Allocation (NCA)	34,691,939.19	14,306,013.47	0.00	6,702,439.35	55,700,392.01	0.00	0.00	0.00	3,200,004.98	3,200,004.98	0.00	0.00	0.00	0.00	0.00	3,200,004.98	58,900,396.99	0.00	0.00	0.00	0.00	34,691,939.19	14,306,013.47	0.00	9,902,444.33	58,900,396.99		
MDS Checks Issued	34,691,939.19	14,306,013.47	0.00	6,702,439.35	55,700,392.01	0.00	0.00	0.00	3,200,004.98	3,200,004.98	0.00	0.00	0.00	0.00	0.00	3,200,004.98	58,900,396.99	0.00	0.00	0.00	0.00	34,691,939.19	14,306,013.47	0.00	9,902,444.33	58,900,396.99		
Advice to Debit Account	0.00	0.00	0.00	0.00	0.00	0.00	0.00	0.00	0.00	0.00	0.00	0.00	0.00	0.00	0.00	0.00	0.00	0.00	0.00	0.00	0.00	0.00	0.00	0.00	0.00	0.00	0.00	
Notice of Transfer Allocations (NTA)	0.00	0.00	0.00	0.00	0.00	0.00	0.00	0.00	0.00	0.00	0.00	0.00	0.00	0.00	0.00	0.00	0.00	0.00	0.00	0.00	0.00	0.00	0.00	0.00	0.00	0.00	0.00	
MDS Checks Issued	0.00	0.00	0.00	0.00	0.00	0.00	0.00	0.00	0.00	0.00	0.00	0.00	0.00	0.00	0.00	0.00	0.00	0.00	0.00	0.00	0.00	0.00	0.00	0.00	0.00	0.00	0.00	
Advice to Debit Account	0.00	0.00	0.00	0.00	0.00	0.00	0.00	0.00	0.00	0.00	0.00	0.00	0.00	0.00	0.00	0.00	0.00	0.00	0.00	0.00	0.00	0.00	0.00	0.00	0.00	0.00	0.00	
Working Fund for FAPs	0.00	0.00	0.00	0.00	0.00	0.00	0.00	0.00	0.00	0.00	0.00	0.00	0.00	0.00	0.00	0.00	0.00	0.00	0.00	0.00	0.00	0.00	0.00	0.00	0.00	0.00	0.00	
Cash Disbursement Calling (CDC)	0.00	0.00	0.00	0.00	0.00	0.00	0.00	0.00	0.00	0.00	0.00	0.00	0.00	0.00	0.00	0.00	0.00	0.00	0.00	0.00	0.00	0.00	0.00	0.00	0.00	0.00	0.00	
TOTAL CASH DISBURSEMENTS	34,691,939.19	14,306,013.47	0.00	6,702,439.35	55,700,392.01	0.00	0.00	0.00	3,200,004.98	3,200,004.98	0.00	0.00	0.00	0.00	0.00	3,200,004.98	58,900,396.99	0.00	0.00	0.00	0.00	34,691,939.19	14,306,013.47	0.00	9,902,444.33	58,900,396.99		
NON-CASH DISBURSEMENTS	3,661,712.27	623,684.35	0.00	511,809.59	4,797,206.21	0.00	0.00	0.00	235,789.85	235,789.85	0.00	0.00	0.00	0.00	0.00	235,789.85	5,032,996.06	0.00	0.00	0.00	0.00	3,661,712.27	623,684.35	0.00	747,599.44	5,032,996.06		
Tax Remittance Advices Issued (TRA)	3,661,712.27	623,684.35	0.00	511,809.59	4,797,206.21	0.00	0.00	0.00	235,789.85	235,789.85	0.00	0.00	0.00	0.00	0.00	235,789.85	5,032,996.06	0.00	0.00	0.00	0.00	3,661,712.27	623,684.35	0.00	747,599.44	5,032,996.06		
Non-Cash Availment Authority (NCAA)	0.00	0.00	0.00	0.00	0.00	0.00	0.00	0.00	0.00	0.00	0.00	0.00	0.00	0.00	0.00	0.00	0.00	0.00	0.00	0.00	0.00	0.00	0.00	0.00	0.00	0.00	0.00	
Disbursements effected through outright deductions from claims (please specify...)	0.00	0.00	0.00	0.00	0.00	0.00	0.00	0.00	0.00	0.00	0.00	0.00	0.00	0.00	0.00	0.00	0.00	0.00	0.00	0.00	0.00	0.00	0.00	0.00	0.00	0.00	0.00	
Overpayment of expenses (e.g. personal benefits)	0.00	0.00	0.00	0.00	0.00	0.00	0.00	0.00	0.00	0.00	0.00	0.00	0.00	0.00	0.00	0.00	0.00	0.00	0.00	0.00	0.00	0.00	0.00	0.00	0.00	0.00	0.00	
Restitution for loss of government property	0.00	0.00	0.00	0.00	0.00	0.00	0.00	0.00	0.00	0.00	0.00	0.00	0.00	0.00	0.00	0.00	0.00	0.00	0.00	0.00	0.00	0.00	0.00	0.00	0.00	0.00	0.00	
Liquidated damages and similar claims	0.00	0.00	0.00	0.00	0.00	0.00	0.00	0.00	0.00	0.00	0.00	0.00	0.00	0.00	0.00	0.00	0.00	0.00	0.00	0.00	0.00	0.00	0.00	0.00	0.00	0.00	0.00	
Overpayment of expenses (e.g. TEF, BT, Docs Stamp, etc.)	0.00	0.00	0.00	0.00	0.00	0.00	0.00	0.00	0.00	0.00	0.00	0.00	0.00	0.00	0.00	0.00	0.00	0.00	0.00	0.00	0.00	0.00	0.00	0.00	0.00	0.00	0.00	
TOTAL NON-CASH DISBURSEMENTS	3,661,712.27	623,684.35	0.00	511,809.59	4,797,206.21	0.00	0.00	0.00	235,789.85	235,789.85	0.00	0.00	0.00	0.00	0.00	235,789.85	5,032,996.06	0.00	0.00	0.00	0.00	3,661,712.27	623,684.35	0.00	747,599.44	5,032,996.06		
GRAND TOTAL	38,353,651.46	14,929,697.82	0.00	7,214,248.94	60,497,598.22	0.00	0.00	0.00	3,435,794.83	3,435,794.83	0.00	0.00	0.00	0.00	0.00	3,435,794.83	63,933,393.05	0.00	0.00	0.00	0.00	38,353,651.46	14,929,697.82	0.00	10,650,043.77	63,933,393.05		

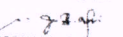
Particulars	Previous Report	This Month	As at Date
(1)	(2)	(3)	(4)
Total Disbursement Authorities Received	405,915,252.38	33,347,534.08	439,262,786.44
NCA	384,494,541.00	29,314,838.00	413,809,379.00
NTA	0.00	0.00	0.00
Working Fund	0.00	0.00	0.00
TRA	21,420,711.38	5,032,996.08	26,453,707.44
CDC	0.00	0.00	0.00
NCAA	0.00	0.00	0.00
Less: Notice of Transfer of Allocations (NTA) Issued	0.00	0.00	0.00
Total Disbursement Authorities Available	405,915,252.38	33,347,534.08	439,262,786.44
Less:			
Lapsed NCA	8,592.90	1,676.91	10,269.81
Disbursements	353,898,412.20	58,900,396.99	412,798,809.19
Less Other Non-Cash Disbursements	5,687,608.23	0.00	5,687,608.23
Disbursements effected through outright deductions from claims	0.00	0.00	0.00
Overpayment of expenses (e.g. personal benefits)	0.00	0.00	0.00
Restitution for loss of government property	0.00	0.00	0.00
Liquidated damages and similar claims	0.00	0.00	0.00
Others (e.g. TEF, BT, Docs Stamp, etc.)	5,687,608.23	0.00	5,687,608.23
Add/Less Adjustments (e.g. cancelled/staled checks)	39,789.13	0.00	39,789.13
Balance of Disbursement Authorities as at date	57,735,844.64	(25,554,539.94)	32,181,304.80
Total Disbursements Program	379,431,000.00	0.00	379,431,000.00
Less Actual Disbursements	363,309,794.52	0.00	363,309,794.52
(Over)/Under spending	16,121,205.48	0.00	16,121,205.48

Notes: * The use of NTA is discouraged
 Notes: ** Amounts should tally with the grand total disbursement (column 27).


Certified Correct:


 ATTY. JULIET D. PASUSTENTO
 Finance Officer
 Date: 2022-01-27 14:21:25

Recommending Approval:


 ROSALINDA S. TRIVILLA, LLB
 Vice President for Administration and Finance
 Date: 2022-01-27 14:23:06

Approved By:


 NORBERTO P. MANGULABNAN, PH.D
 SUC President III
 Date: 2022-01-27
 14:35:55

MONTHLY REPORT OF DISBURSEMENTS
For the month of November 2021

Department: State Universities and Colleges (SUCs)
Agency/Entity: Carlos C. Hilado Memorial State College
Operating Unit: < not applicable >
Organization Code (UAOS): 08 060 000000
Fund Cluster: 01 Regular Agency Fund

Main financial table with columns for Particulars, Current Year Budget, Prior Year's Budget, Current Year's Accounts Payable, Prior Year's Accounts Payable, Trustee Liabilities, and Grand Total. Includes rows for CASH DISBURSEMENTS, NON-CASH DISBURSEMENTS, and GRAND TOTAL.

SUMMARY

Summary table with columns: Particulars, Previous Report (2), This Month (3), As at Date (4). Lists items like Total Disbursement Authorities Received, NCA, NTA, Working Fund, TRA, CDC, NCAA, etc.

Notes: * The use of NTA is discouraged
Notes: ** Amounts should tally with the grand total disbursement (column 27).

Certified Correct:
JERRY B. GUMATA, CPA
ACCOUNTANT III
Date: 2021-12-15 20:09:53

Recommending Approval:
MRS. ROSALINDA S. LUMILLA, LLB
VP. ADMIN AND FINANCE
Date: 2021-12-15 20:14:03

Approved By:
DR. NORBERTO P. MORALES, JR.
SUC PRESIDENT III
Date: 2022-01-07 19:04:45

MONTHLY REPORT OF DISBURSEMENTS
For the month of October 2021

Department: State Universities and Colleges (SUCs)
Agency/Entity: Carlos C. Hilado Memorial State College
Operating Unit: < not applicable >
Organization Code (OACS): 08 000 000000
Fund Cluster: 01 Regular Agency Fund

Particulars	Current Year Budget						Prior Year's Budget											Trust Liabilities				Grand Total				Remarks			
	PB	MOOE	FinEx	CO	TOTAL	9=(2+3+4+6)	Prior Year's Accounts Payable				Current Year's Accounts Payable				SUB-TOTAL	18=(6+17)	PS	MOOE	CO	TOTAL	22=(19+20+21)	PS	MOOE	FinEx	CO		TOTAL	27=(23+24+25+26)	
							7	8	9	10	11=(7+8+9+10)	12	13	14															15
CASH DISBURSEMENTS	9,664,130.88	3,511,960.12	0.00	0.00	13,176,091.00	0.00	0.00	0.00	0.00	0.00	0.00	0.00	0.00	0.00	0.00	0.00	13,176,091.00	0.00	0.00	0.00	0.00	0.00	9,664,130.88	3,511,960.12	0.00	0.00	13,176,091.00	28	
Notice of Cash Allocation (NCA)	9,664,130.88	3,511,960.12	0.00	0.00	13,176,091.00	0.00	0.00	0.00	0.00	0.00	0.00	0.00	0.00	0.00	0.00	0.00	13,176,091.00	0.00	0.00	0.00	0.00	0.00	9,664,130.88	3,511,960.12	0.00	0.00	13,176,091.00		
MEC Checks Issued	0.00	0.00	0.00	0.00	0.00	0.00	0.00	0.00	0.00	0.00	0.00	0.00	0.00	0.00	0.00	0.00	0.00	0.00	0.00	0.00	0.00	0.00	0.00	0.00	0.00	0.00	0.00	0.00	
Advance to Debt Account	0.00	0.00	0.00	0.00	0.00	0.00	0.00	0.00	0.00	0.00	0.00	0.00	0.00	0.00	0.00	0.00	0.00	0.00	0.00	0.00	0.00	0.00	0.00	0.00	0.00	0.00	0.00	0.00	
Notice of Transfer Allocations (NTA)	0.00	0.00	0.00	0.00	0.00	0.00	0.00	0.00	0.00	0.00	0.00	0.00	0.00	0.00	0.00	0.00	0.00	0.00	0.00	0.00	0.00	0.00	0.00	0.00	0.00	0.00	0.00	0.00	
MEC Checks Issued	0.00	0.00	0.00	0.00	0.00	0.00	0.00	0.00	0.00	0.00	0.00	0.00	0.00	0.00	0.00	0.00	0.00	0.00	0.00	0.00	0.00	0.00	0.00	0.00	0.00	0.00	0.00	0.00	
Advance to Debt Account	0.00	0.00	0.00	0.00	0.00	0.00	0.00	0.00	0.00	0.00	0.00	0.00	0.00	0.00	0.00	0.00	0.00	0.00	0.00	0.00	0.00	0.00	0.00	0.00	0.00	0.00	0.00	0.00	
Working Fund for SFAP	0.00	0.00	0.00	0.00	0.00	0.00	0.00	0.00	0.00	0.00	0.00	0.00	0.00	0.00	0.00	0.00	0.00	0.00	0.00	0.00	0.00	0.00	0.00	0.00	0.00	0.00	0.00	0.00	
Cash Disbursement Claims (CDC)	0.00	0.00	0.00	0.00	0.00	0.00	0.00	0.00	0.00	0.00	0.00	0.00	0.00	0.00	0.00	0.00	0.00	0.00	0.00	0.00	0.00	0.00	0.00	0.00	0.00	0.00	0.00	0.00	
TOTAL CASH DISBURSEMENTS	9,664,130.88	3,511,960.12	0.00	0.00	13,176,091.00	0.00	0.00	0.00	0.00	0.00	0.00	0.00	0.00	0.00	0.00	0.00	13,176,091.00	0.00	0.00	0.00	0.00	0.00	0.00	9,664,130.88	3,511,960.12	0.00	0.00	13,176,091.00	
NON-CASH DISBURSEMENTS	9,290.50	124,752.37	0.00	0.00	134,042.87	0.00	0.00	0.00	0.00	0.00	0.00	0.00	0.00	0.00	0.00	0.00	134,042.87	0.00	0.00	0.00	0.00	0.00	9,290.50	124,752.37	0.00	0.00	134,042.87		
Tax Residence Allowance Issued (TRA)	9,290.50	124,752.37	0.00	0.00	134,042.87	0.00	0.00	0.00	0.00	0.00	0.00	0.00	0.00	0.00	0.00	0.00	134,042.87	0.00	0.00	0.00	0.00	0.00	9,290.50	124,752.37	0.00	0.00	134,042.87		
Non-Cash Awardee Authority (NCAA)	0.00	0.00	0.00	0.00	0.00	0.00	0.00	0.00	0.00	0.00	0.00	0.00	0.00	0.00	0.00	0.00	0.00	0.00	0.00	0.00	0.00	0.00	0.00	0.00	0.00	0.00	0.00	0.00	
Disbursements effected through outright deductions from claims (please specify)	0.00	0.00	0.00	0.00	0.00	0.00	0.00	0.00	0.00	0.00	0.00	0.00	0.00	0.00	0.00	0.00	0.00	0.00	0.00	0.00	0.00	0.00	0.00	0.00	0.00	0.00	0.00	0.00	
Overpayment of expenses (e.g. personal benefits)	0.00	0.00	0.00	0.00	0.00	0.00	0.00	0.00	0.00	0.00	0.00	0.00	0.00	0.00	0.00	0.00	0.00	0.00	0.00	0.00	0.00	0.00	0.00	0.00	0.00	0.00	0.00	0.00	
Reimbursement for loss of government property	0.00	0.00	0.00	0.00	0.00	0.00	0.00	0.00	0.00	0.00	0.00	0.00	0.00	0.00	0.00	0.00	0.00	0.00	0.00	0.00	0.00	0.00	0.00	0.00	0.00	0.00	0.00	0.00	
Liquidated damages and similar claims	0.00	0.00	0.00	0.00	0.00	0.00	0.00	0.00	0.00	0.00	0.00	0.00	0.00	0.00	0.00	0.00	0.00	0.00	0.00	0.00	0.00	0.00	0.00	0.00	0.00	0.00	0.00	0.00	
Others (e.g. TEF, Bfr, Docs Stamp, etc.)	0.00	0.00	0.00	0.00	0.00	0.00	0.00	0.00	0.00	0.00	0.00	0.00	0.00	0.00	0.00	0.00	0.00	0.00	0.00	0.00	0.00	0.00	0.00	0.00	0.00	0.00	0.00	0.00	
TOTAL NON-CASH DISBURSEMENTS	9,290.50	124,752.37	0.00	0.00	134,042.87	0.00	0.00	0.00	0.00	0.00	0.00	0.00	0.00	0.00	0.00	0.00	134,042.87	0.00	0.00	0.00	0.00	0.00	9,290.50	124,752.37	0.00	0.00	134,042.87		
GRAND TOTAL	9,673,421.38	3,636,712.49	0.00	0.00	13,309,133.87	0.00	0.00	0.00	0.00	0.00	0.00	0.00	0.00	0.00	0.00	0.00	13,309,133.87	0.00	0.00	0.00	0.00	0.00	9,673,421.38	3,636,712.49	0.00	0.00	13,309,133.87		

SUMMARY

Particulars	(1)	Previous Report (2)	This Month (3)	As at Date (4)
Total Disbursement Authorities Received		318,708,957.50	26,084,371.67	357,451,329.26
NCA		302,399,358.00	27,949,693.00	340,236,652.00
NTA		0.00	0.00	0.00
Working Fund		0.00	0.00	0.00
TRA		17,079,898.39	134,678.67	17,214,677.26
CDC		0.00	0.00	0.00
NCAA		0.00	0.00	0.00
Less: Notice of Transfer of Allocations (NTA) Issued		0.00	0.00	0.00
Less: Disbursement Authorities Available		319,398,457.39	26,094,371.67	357,451,329.26
Less:		0.00	0.00	0.00
Allocated NCA		9,502.90	0.00	9,502.90
Disbursements		302,276,980.10	15,178,000.00	315,454,436.10
Less: Other Non-Cash Disbursements		5,667,908.23	0.00	5,667,908.23
Disbursements effected through outright deductions from claims		0.00	0.00	0.00
Overpayment of expenses (e.g. personal benefits)		0.00	0.00	0.00
Reimbursement for loss of government property		0.00	0.00	0.00
Liquidated damages and similar claims		0.00	0.00	0.00
Others (e.g. TEF, Bfr, Docs Stamp, etc.)		5,667,908.23	0.00	5,667,908.23
Less: Adjustments (e.g. cancelled/stale checks)		0.00	0.00	0.00
Balance of Disbursement Authorities as at date		22,767,698.62	24,009,381.67	47,676,888.49
Less: Disbursements Program		179,431,000.00	0.00	179,431,000.00
Less: Actual Disbursements		383,302,794.52	0.00	383,302,794.52
Over/Under spending		16,121,606.48	0.00	16,121,606.48

Notes: * The use of NTA is discouraged
Notes: ** Amounts should tally with the grand total disbursement (column 27).

Certified Correct:

Jerry S. Gumata
JERRY S. GUMATA

ACCOUNTANT III

Date: 2021-12-15 20:09:53

Recommending Approval:

Rosalinda S. Tumlida, LLe
ROSALINDA S. TUMILIDA, LLe

VP-ADMIN AND FINANCE

Date: 2021-12-15 20:14:03

Approved By:

DR. Norberto B. Mangalaban
DR. NORBERTO B. MANGALABAN

SUCs President III

Date: 2022-01-05 19:04:45

MONTHLY REPORT OF DISBURSEMENTS

For the month of September 2021

Department: State Universities and Colleges (SUCs)
 Agency/Entity: Carlos C. Hilado Memorial State College
 Operating Unit: < not applicable >
 Organization Code (JA/C5): 06 000 000000
 Fund Cluster: 01 Regular Agency Fund

Particulars	Current Year Budget					Prior Year's Budget										SUB-TOTAL	Total Liabilities					Grand Total					Remarks			
	PS	MOOE	FinEx	CO	TOTAL	Prior Year's Accounts Payable					Current Year's Accounts Payable						PS	MOOE	CO	TOTAL	PS	MOOE	CO	TOTAL						
						PS	MOOE	FinEx	CO	Sub-Total	PS	MOOE	FinEx	CO	Sub-Total															
	1	2	3	4	5	6	7	8	9	10	11	12	13	14	15		16	17	18	19	20	21	22	23	24	25		26	27	28
CASH DISBURSEMENTS	34,598,120.40	6,850,920.63	0.00	5,903,193.65	47,352,234.68	20,936.07	0.00	6,896,808.68	6,718,917.76	0.00	0.00	0.00	0.00	0.00	12,713,641.51	0.00	0.00	0.00	0.00	6,718,917.76	54,071,152.44	0.00	0.00	0.00	0.00	34,598,120.40	6,871,229.70	0.00	12,801,802.34	54,071,152.44
Notice of Cash Allocation (NCA)	34,598,120.40	6,850,920.63	0.00	5,903,193.65	47,352,234.68	20,936.07	0.00	6,896,808.68	6,718,917.76	0.00	0.00	0.00	0.00	0.00	12,713,641.51	0.00	0.00	0.00	0.00	6,718,917.76	54,071,152.44	0.00	0.00	0.00	0.00	34,598,120.40	6,871,229.70	0.00	12,801,802.34	54,071,152.44
MDS Checks Issued	34,598,120.40	6,850,920.63	0.00	5,903,193.65	47,352,234.68	20,936.07	0.00	6,896,808.68	6,718,917.76	0.00	0.00	0.00	0.00	0.00	12,713,641.51	0.00	0.00	0.00	0.00	6,718,917.76	54,071,152.44	0.00	0.00	0.00	0.00	34,598,120.40	6,871,229.70	0.00	12,801,802.34	54,071,152.44
Advice to Debit Account	0.00	0.00	0.00	0.00	0.00	0.00	0.00	0.00	0.00	0.00	0.00	0.00	0.00	0.00	0.00	0.00	0.00	0.00	0.00	0.00	0.00	0.00	0.00	0.00	0.00	0.00	0.00	0.00	0.00	0.00
Notice of Transfer Allocations (NTA)	0.00	0.00	0.00	0.00	0.00	0.00	0.00	0.00	0.00	0.00	0.00	0.00	0.00	0.00	0.00	0.00	0.00	0.00	0.00	0.00	0.00	0.00	0.00	0.00	0.00	0.00	0.00	0.00	0.00	0.00
MDS Checks Issued	0.00	0.00	0.00	0.00	0.00	0.00	0.00	0.00	0.00	0.00	0.00	0.00	0.00	0.00	0.00	0.00	0.00	0.00	0.00	0.00	0.00	0.00	0.00	0.00	0.00	0.00	0.00	0.00	0.00	0.00
Advice to Debit Account	0.00	0.00	0.00	0.00	0.00	0.00	0.00	0.00	0.00	0.00	0.00	0.00	0.00	0.00	0.00	0.00	0.00	0.00	0.00	0.00	0.00	0.00	0.00	0.00	0.00	0.00	0.00	0.00	0.00	0.00
Working Fund for FAPs	0.00	0.00	0.00	0.00	0.00	0.00	0.00	0.00	0.00	0.00	0.00	0.00	0.00	0.00	0.00	0.00	0.00	0.00	0.00	0.00	0.00	0.00	0.00	0.00	0.00	0.00	0.00	0.00	0.00	0.00
Cash Disbursement Ceiling (CDC)	0.00	0.00	0.00	0.00	0.00	0.00	0.00	0.00	0.00	0.00	0.00	0.00	0.00	0.00	0.00	0.00	0.00	0.00	0.00	0.00	0.00	0.00	0.00	0.00	0.00	0.00	0.00	0.00	0.00	0.00
TOTAL CASH DISBURSEMENTS	34,598,120.40	6,850,920.63	0.00	5,903,193.65	47,352,234.68	20,936.07	0.00	6,896,808.68	6,718,917.76	0.00	0.00	0.00	0.00	0.00	12,713,641.51	0.00	0.00	0.00	0.00	6,718,917.76	54,071,152.44	0.00	0.00	0.00	0.00	34,598,120.40	6,871,229.70	0.00	12,801,802.34	54,071,152.44
NON-CASH DISBURSEMENTS	1,215,401.43	98,891.51	0.00	6,104,061.08	7,398,134.02	1,230.93	0.00	346,508.82	347,739.75	0.00	0.00	0.00	0.00	0.00	7,733,873.77	0.00	0.00	0.00	0.00	7,733,873.77	15,132,027.21	0.00	0.00	0.00	1,215,401.43	97,922.44	0.00	6,450,546.90	7,733,873.77	
Tel. Remittance Advice Issued (TRA)	1,215,401.43	98,891.51	0.00	6,104,061.08	7,398,134.02	1,230.93	0.00	346,508.82	347,739.75	0.00	0.00	0.00	0.00	0.00	7,733,873.77	0.00	0.00	0.00	0.00	7,733,873.77	15,132,027.21	0.00	0.00	0.00	1,215,401.43	97,922.44	0.00	6,450,546.90	7,733,873.77	
Non-Cash Award Authority (NCAA)	0.00	0.00	0.00	0.00	0.00	0.00	0.00	0.00	0.00	0.00	0.00	0.00	0.00	0.00	0.00	0.00	0.00	0.00	0.00	0.00	0.00	0.00	0.00	0.00	0.00	0.00	0.00	0.00	0.00	0.00
Disbursements effected through outright deductions from claims (please specify)	0.00	0.00	0.00	0.00	0.00	0.00	0.00	0.00	0.00	0.00	0.00	0.00	0.00	0.00	0.00	0.00	0.00	0.00	0.00	0.00	0.00	0.00	0.00	0.00	0.00	0.00	0.00	0.00	0.00	0.00
Overpayment of expenses (e.g. personnel benefits)	0.00	0.00	0.00	0.00	0.00	0.00	0.00	0.00	0.00	0.00	0.00	0.00	0.00	0.00	0.00	0.00	0.00	0.00	0.00	0.00	0.00	0.00	0.00	0.00	0.00	0.00	0.00	0.00	0.00	0.00
Reimbursement for loss of governmental property	0.00	0.00	0.00	0.00	0.00	0.00	0.00	0.00	0.00	0.00	0.00	0.00	0.00	0.00	0.00	0.00	0.00	0.00	0.00	0.00	0.00	0.00	0.00	0.00	0.00	0.00	0.00	0.00	0.00	0.00
Unrecovered damages and similar claims	0.00	0.00	0.00	0.00	0.00	0.00	0.00	0.00	0.00	0.00	0.00	0.00	0.00	0.00	0.00	0.00	0.00	0.00	0.00	0.00	0.00	0.00	0.00	0.00	0.00	0.00	0.00	0.00	0.00	0.00
Others (TFR, BTI, Documentary Stamp, Fax, etc.)	0.00	0.00	0.00	0.00	0.00	0.00	0.00	0.00	0.00	0.00	0.00	0.00	0.00	0.00	0.00	0.00	0.00	0.00	0.00	0.00	0.00	0.00	0.00	0.00	0.00	0.00	0.00	0.00	0.00	0.00
TOTAL NON-CASH DISBURSEMENTS	1,215,401.43	98,891.51	0.00	6,104,061.08	7,398,134.02	1,230.93	0.00	346,508.82	347,739.75	0.00	0.00	0.00	0.00	0.00	7,733,873.77	0.00	0.00	0.00	0.00	7,733,873.77	15,132,027.21	0.00	0.00	0.00	1,215,401.43	97,922.44	0.00	6,450,546.90	7,733,873.77	
GRAND TOTAL	35,813,521.83	6,949,812.14	0.00	12,007,254.73	54,750,368.70	22,167.00	0.00	7,243,317.50	7,066,657.51	0.00	0.00	0.00	0.00	0.00	20,447,515.28	0.00	0.00	0.00	0.00	14,452,791.23	69,203,179.65	0.00	0.00	0.00	35,813,521.83	6,946,852.14	0.00	19,252,352.24	61,806,026.21	

SUMMARY

Particulars	Previous Report (2)	This Month (3)	Actual Date (4)
Total Disbursement Authorities Received	294,761,998.85	29,598,959.54	319,360,958.39
NCA	275,734,296.00	27,492,963.90	303,227,259.90
NTA	0.00	0.00	0.00
Working Fund	0.00	0.00	0.00
TRA	15,526,792.85	2,045,995.64	17,572,788.49
CDC	0.00	0.00	0.00
NCAA	0.00	0.00	0.00
Other Notice of Transfer of Allocations (NTA) Issued	0.00	0.00	0.00
Total Disbursement Authorities Available	294,761,998.85	29,598,959.54	319,360,958.39
Less:	0.00	0.00	0.00
Unpaid NCA	4,472.56	3,741.59	8,214.15
Disbursements	249,287,193.66	54,071,152.44	303,358,346.10
Less: Other Non-Cash Disbursements	0.00	2,867,606.23	2,867,606.23
Disbursements effected through outright deductions from claims	0.00	0.00	0.00
Overpayment of expenses (e.g. personnel benefits)	0.00	0.00	0.00
Reimbursement for loss of governmental property	0.00	0.00	0.00
Unrecovered damages and similar claims	0.00	0.00	0.00
Others (e.g. TFR, BTI, Docs, Stamp, etc.)	0.00	1,807,409.22	1,807,409.22
Adjustment (e.g. cancelled/voided checks)	0.00	0.00	0.00
Balance of Disbursement Authorities as at date	46,555,812.81	22,798,306.19	69,354,119.00
Total Disbursements Program	379,431,005.00	0.00	379,431,005.00
Less: Actual Disbursements	363,309,794.52	0.00	363,309,794.52
Over/Under spending	16,121,210.48	0.00	16,121,210.48

Notes: * The use of NTA is discouraged.
 Notes: ** Amounts should tally with the grand total disbursements (column 27).

Certified Correct:

JERRY S. GUMATA, CPA
 Accountant II
 Date: 10/10/2021

Recommending Approval:

ROSAURITA S. TUMATA, ILE
 (F) ADMIN AND FINANCE
 Date: 10/10/2021

Approved By:

DR. NORBERTO P. MANDOLABANAN
 SUC PRESIDENT III
 Date: 10/10/2021

MONTHLY REPORT OF DISBURSEMENTS
For the month of August 2021

FAR No. 4

Department: State Universities and Colleges (SUCs)
Agency/Entity: Carlos C. Hilado Memorial State College
Operating Unit: < not applicable >
Organization Code (UACS): 08 060 0040000
Fund Cluster: 01 Regular Agency Fund

Particulars	Current Year Budget					Prior Year's Budget										Trust Liabilities					Grand Total	Remarks								
	PS	MOOE	FinEx	CO	TOTAL	Prior Year's Accounts Payable					Current Year's Accounts Payable					PS	MOOE	CO	TOTAL											
						PS	MOOE	FinEx	CO	Sub-Total	PS	MOOE	FinEx	CO	Sub-Total															
CASH DISBURSEMENTS	10,291,716.32	3,994,871.25	0.00	0.00	14,286,587.57	7	8	9	10	11=(7+8+9+10)	12	13	14	15	16=(12+13+14+15)	17=(11+16)	18=(6+17)	19	20	21	22=(19+20+21)	23	24	25	26	27=(23+24+25+26)	28			
Notice of Cash Allocation (NCA)	10,291,716.32	3,994,871.25	0.00	0.00	14,286,587.57	0.00	0.00	0.00	0.00	0.00	0.00	0.00	0.00	0.00	0.00	0.00	14,286,587.57	0.00	0.00	0.00	0.00	10,291,716.32	3,994,871.25	0.00	0.00	14,286,587.57				
MDS Checks Issued	10,291,716.32	3,994,871.25	0.00	0.00	14,286,587.57	0.00	0.00	0.00	0.00	0.00	0.00	0.00	0.00	0.00	0.00	0.00	14,286,587.57	0.00	0.00	0.00	0.00	10,291,716.32	3,994,871.25	0.00	0.00	14,286,587.57				
Notice of Transfer Allocations (NTA)	0.00	0.00	0.00	0.00	0.00	0.00	0.00	0.00	0.00	0.00	0.00	0.00	0.00	0.00	0.00	0.00	0.00	0.00	0.00	0.00	0.00	0.00	0.00	0.00	0.00	0.00	0.00			
MDS Checks Issued	0.00	0.00	0.00	0.00	0.00	0.00	0.00	0.00	0.00	0.00	0.00	0.00	0.00	0.00	0.00	0.00	0.00	0.00	0.00	0.00	0.00	0.00	0.00	0.00	0.00	0.00	0.00	0.00		
Advice to Debit Account	0.00	0.00	0.00	0.00	0.00	0.00	0.00	0.00	0.00	0.00	0.00	0.00	0.00	0.00	0.00	0.00	0.00	0.00	0.00	0.00	0.00	0.00	0.00	0.00	0.00	0.00	0.00	0.00		
Working Fund for FAPs	0.00	0.00	0.00	0.00	0.00	0.00	0.00	0.00	0.00	0.00	0.00	0.00	0.00	0.00	0.00	0.00	0.00	0.00	0.00	0.00	0.00	0.00	0.00	0.00	0.00	0.00	0.00	0.00		
Cash Disbursement Ceiling (CDC)	0.00	0.00	0.00	0.00	0.00	0.00	0.00	0.00	0.00	0.00	0.00	0.00	0.00	0.00	0.00	0.00	0.00	0.00	0.00	0.00	0.00	0.00	0.00	0.00	0.00	0.00	0.00	0.00		
TOTAL CASH DISBURSEMENTS	10,291,716.32	3,994,871.25	0.00	0.00	14,286,587.57	0.00	0.00	0.00	0.00	0.00	0.00	0.00	0.00	0.00	0.00	0.00	14,286,587.57	0.00	0.00	0.00	0.00	10,291,716.32	3,994,871.25	0.00	0.00	14,286,587.57				
NON-CASH DISBURSEMENTS	1,203,848.80	104,747.10	0.00	0.00	1,308,595.90	0.00	0.00	0.00	0.00	0.00	0.00	0.00	0.00	0.00	0.00	0.00	1,308,595.90	0.00	0.00	0.00	0.00	1,203,848.80	104,747.10	0.00	0.00	1,308,595.90				
Tax Remittance Advices Issued (TRA)	1,203,848.80	104,747.10	0.00	0.00	1,308,595.90	0.00	0.00	0.00	0.00	0.00	0.00	0.00	0.00	0.00	0.00	0.00	1,308,595.90	0.00	0.00	0.00	0.00	1,203,848.80	104,747.10	0.00	0.00	1,308,595.90				
Non-Cash Availment Authority (NCAA)	0.00	0.00	0.00	0.00	0.00	0.00	0.00	0.00	0.00	0.00	0.00	0.00	0.00	0.00	0.00	0.00	0.00	0.00	0.00	0.00	0.00	0.00	0.00	0.00	0.00	0.00	0.00	0.00		
Disbursements effected through outright deductions from claims (please specify...)	0.00	0.00	0.00	0.00	0.00	0.00	0.00	0.00	0.00	0.00	0.00	0.00	0.00	0.00	0.00	0.00	0.00	0.00	0.00	0.00	0.00	0.00	0.00	0.00	0.00	0.00	0.00	0.00		
Overpayment of expenses (e.g. personnel benefits)	0.00	0.00	0.00	0.00	0.00	0.00	0.00	0.00	0.00	0.00	0.00	0.00	0.00	0.00	0.00	0.00	0.00	0.00	0.00	0.00	0.00	0.00	0.00	0.00	0.00	0.00	0.00	0.00	0.00	
Restitution for loss of government property	0.00	0.00	0.00	0.00	0.00	0.00	0.00	0.00	0.00	0.00	0.00	0.00	0.00	0.00	0.00	0.00	0.00	0.00	0.00	0.00	0.00	0.00	0.00	0.00	0.00	0.00	0.00	0.00	0.00	
Liquidated damages and similar claims	0.00	0.00	0.00	0.00	0.00	0.00	0.00	0.00	0.00	0.00	0.00	0.00	0.00	0.00	0.00	0.00	0.00	0.00	0.00	0.00	0.00	0.00	0.00	0.00	0.00	0.00	0.00	0.00	0.00	
Others (e.g. TEF, BTR, Dosa Stamp, etc.)	0.00	0.00	0.00	0.00	0.00	0.00	0.00	0.00	0.00	0.00	0.00	0.00	0.00	0.00	0.00	0.00	0.00	0.00	0.00	0.00	0.00	0.00	0.00	0.00	0.00	0.00	0.00	0.00	0.00	
TOTAL NON-CASH DISBURSEMENTS	1,203,848.80	104,747.10	0.00	0.00	1,308,595.90	0.00	0.00	0.00	0.00	0.00	0.00	0.00	0.00	0.00	0.00	0.00	1,308,595.90	0.00	0.00	0.00	0.00	1,203,848.80	104,747.10	0.00	0.00	1,308,595.90				
GRAND TOTAL	11,495,565.12	4,099,618.35	0.00	0.00	15,594,983.47	0.00	0.00	0.00	0.00	0.00	0.00	0.00	0.00	0.00	0.00	0.00	15,594,983.47	0.00	0.00	0.00	0.00	11,495,565.12	4,099,618.35	0.00	0.00	15,594,983.47				

Particulars	Previous Report (2)	This Month (3)	AS AT DATE (4)	AS AT DATE (5)	
				Actual	Balance
Total Disbursement Authorities Received	298,999,909.95	25,801,088.90	294,101,000.00	294,101,000.00	294,101,000.00
NCA	255,241,573.00	24,492,693.00	279,734,266.00	279,734,266.00	279,734,266.00
NTA	0.00	0.00	0.00	0.00	0.00
Working Fund	0.00	0.00	0.00	0.00	0.00
TRA	0.00	0.00	0.00	0.00	0.00
CDC	13,725,336.95	1,308,395.90	15,033,732.85	15,033,732.85	15,033,732.85
NCAA	0.00	0.00	2.85	2.85	2.85
Less: Notice of Transfer of Allocations (NTA) Issued	0.00	0.00	0.00	0.00	0.00
Total Disbursement Authorities Available	285,278,576.95	24,492,693.90	319,771,270.85	319,771,270.85	319,771,270.85
Less:	268,988,909.95	25,801,088.90	344,800,000.00	344,800,000.00	344,800,000.00
Lapsed NCA	0.00	0.00	0.00	0.00	0.00
Disbursements	4,872.38	0.00	4,872.38	4,872.38	4,872.38
Less: Other Non-Cash Disbursements	233,920,628.09	14,286,587.57	348,097,215.66	348,097,215.66	348,097,215.66
Disbursements effected through outright deductions from claims	0.00	0.00	0.00	0.00	0.00
Overpayment of expenses (e.g. personnel benefits)	0.00	0.00	0.00	0.00	0.00
Restitution for loss of government property	0.00	0.00	0.00	0.00	0.00
Liquidated damages and similar claims	0.00	0.00	0.00	0.00	0.00
Others (e.g. TEF, BTR, Dosa Stamp, etc.)	0.00	0.00	0.00	0.00	0.00
Add/Less: Adjustments (e.g. cancelled/stated checks)	0.00	0.00	0.00	0.00	0.00
Balance of Disbursement Authorities as at date	0.00	0.00	0.00	0.00	0.00
Total Disbursements Program	35,041,411.48	11,514,501.33	46,555,912.81	46,555,912.81	46,555,912.81
Less: Actual Disbursements	379,431,000.00	0.00	379,431,000.00	379,431,000.00	379,431,000.00
(Over)/Under spending	363,389,588.52	0.00	363,389,588.52	363,389,588.52	363,389,588.52
Notes: * The use of NTA is discouraged	16,121,205.48	0.00	16,121,205.48	16,121,205.48	16,121,205.48
Notes: ** Amounts should tally with the grand total disbursement (column 27).					

Certified Correct:

JERRY S. GUMATA, CPA

Date: 9/10/2021

Recommending Approval:

ROSALINDA S. TOVILLA, LLB

Date: 9/10/2021

Approved By:

DR. NORBERTO MANGULABNAN

Date: 9/10/2021

MONTHLY REPORT OF DISBURSEMENTS
For the month of July 2021

Department: State Universities and Colleges (SUCs)
 Agency/Entity: Carlos C. Hilado Memorial State College
 Operating Unit: < not applicable >
 Organization Code (UACS): 06 080 0000000
 Fund Cluster: 01 Regular Agency Fund

Particulars	Current Year Budget					Prior Year's Budget										SUB-TOTAL	Trust Liabilities				Grand Total					Remarks		
	PS	MOOE	FinEx	CO	TOTAL	Prior Year's Accounts Payable					Current Year's Accounts Payable						TOTAL	PS	MOOE	CO	TOTAL	PS	MOOE	FinEx	CO		TOTAL	
						PS	MOOE	FinEx	CO	Sub-Total	PS	MOOE	FinEx	CO	Sub-Total													
1	2	3	4	5	6=(2+3+4+5)	7	8	9	10	11=(7+8+9+10)	12	13	14	15	16=(12+13+14+15)	17=(11+16)	18=(6+17)	19	20	21	22=(19+20+21)	23	24	25	26	27=(23+24+25+26)	28	
CASH DISBURSEMENTS	21,088,993.98	2,248,116.06	0.00	0.00	23,347,110.05	0.00	47,311.75	0.00	0.00	47,311.75	0.00	0.00	0.00	0.00	0.00	47,311.75	23,394,421.80	0.00	0.00	0.00	0.00	21,088,993.98	2,295,427.81	0.00	0.00	23,384,421.80		
Notice of Cash Allocation (NCA)	21,088,993.98	2,248,116.06	0.00	0.00	23,347,110.05	0.00	47,311.75	0.00	0.00	47,311.75	0.00	0.00	0.00	0.00	0.00	47,311.75	23,394,421.80	0.00	0.00	0.00	0.00	21,088,993.98	2,295,427.81	0.00	0.00	23,384,421.80		
MDS Checks issued	21,088,993.98	2,248,116.06	0.00	0.00	23,347,110.05	0.00	47,311.75	0.00	0.00	47,311.75	0.00	0.00	0.00	0.00	0.00	47,311.75	23,394,421.80	0.00	0.00	0.00	0.00	21,088,993.98	2,295,427.81	0.00	0.00	23,384,421.80		
Advice to Debit Account	0.00	0.00	0.00	0.00	0.00	0.00	0.00	0.00	0.00	0.00	0.00	0.00	0.00	0.00	0.00	0.00	0.00	0.00	0.00	0.00	0.00	0.00	0.00	0.00	0.00	0.00	0.00	
Notice of Transfer Allocations (NTA)	0.00	0.00	0.00	0.00	0.00	0.00	0.00	0.00	0.00	0.00	0.00	0.00	0.00	0.00	0.00	0.00	0.00	0.00	0.00	0.00	0.00	0.00	0.00	0.00	0.00	0.00	0.00	
MDS Checks issued	0.00	0.00	0.00	0.00	0.00	0.00	0.00	0.00	0.00	0.00	0.00	0.00	0.00	0.00	0.00	0.00	0.00	0.00	0.00	0.00	0.00	0.00	0.00	0.00	0.00	0.00	0.00	
Advice to Debit Account	0.00	0.00	0.00	0.00	0.00	0.00	0.00	0.00	0.00	0.00	0.00	0.00	0.00	0.00	0.00	0.00	0.00	0.00	0.00	0.00	0.00	0.00	0.00	0.00	0.00	0.00	0.00	
Working Fund for FAPs	0.00	0.00	0.00	0.00	0.00	0.00	0.00	0.00	0.00	0.00	0.00	0.00	0.00	0.00	0.00	0.00	0.00	0.00	0.00	0.00	0.00	0.00	0.00	0.00	0.00	0.00	0.00	
Cash Disbursement Ceiling (CDC)	0.00	0.00	0.00	0.00	0.00	0.00	0.00	0.00	0.00	0.00	0.00	0.00	0.00	0.00	0.00	0.00	0.00	0.00	0.00	0.00	0.00	0.00	0.00	0.00	0.00	0.00	0.00	
TOTAL CASH DISBURSEMENTS	21,088,993.98	2,248,116.06	0.00	0.00	23,347,110.05	0.00	47,311.75	0.00	0.00	47,311.75	0.00	0.00	0.00	0.00	0.00	47,311.75	23,394,421.80	0.00	0.00	0.00	0.00	21,088,993.98	2,295,427.81	0.00	0.00	23,384,421.80		
NON-CASH DISBURSEMENTS	299,857.83	78,482.88	0.00	0.00	378,340.49	0.00	1,483.25	0.00	0.00	1,483.25	0.00	0.00	0.00	0.00	0.00	1,483.25	379,803.74	0.00	0.00	0.00	0.00	299,857.83	79,946.11	0.00	0.00	379,803.74		
Tax Remittance Advances Issued (TRA)	299,857.83	78,482.88	0.00	0.00	378,340.49	0.00	1,483.25	0.00	0.00	1,483.25	0.00	0.00	0.00	0.00	0.00	1,483.25	379,803.74	0.00	0.00	0.00	0.00	299,857.83	79,946.11	0.00	0.00	379,803.74		
Non-Cash Availment Authority (NCAA)	0.00	0.00	0.00	0.00	0.00	0.00	0.00	0.00	0.00	0.00	0.00	0.00	0.00	0.00	0.00	0.00	0.00	0.00	0.00	0.00	0.00	0.00	0.00	0.00	0.00	0.00	0.00	
Disbursements effected through outright deductions from claims (please specify...)	0.00	0.00	0.00	0.00	0.00	0.00	0.00	0.00	0.00	0.00	0.00	0.00	0.00	0.00	0.00	0.00	0.00	0.00	0.00	0.00	0.00	0.00	0.00	0.00	0.00	0.00	0.00	
Overpayment of expenses (e.g. personnel benefits)	0.00	0.00	0.00	0.00	0.00	0.00	0.00	0.00	0.00	0.00	0.00	0.00	0.00	0.00	0.00	0.00	0.00	0.00	0.00	0.00	0.00	0.00	0.00	0.00	0.00	0.00	0.00	
Resubmission for loss of government property	0.00	0.00	0.00	0.00	0.00	0.00	0.00	0.00	0.00	0.00	0.00	0.00	0.00	0.00	0.00	0.00	0.00	0.00	0.00	0.00	0.00	0.00	0.00	0.00	0.00	0.00	0.00	
Liquidated damages and similar claims	0.00	0.00	0.00	0.00	0.00	0.00	0.00	0.00	0.00	0.00	0.00	0.00	0.00	0.00	0.00	0.00	0.00	0.00	0.00	0.00	0.00	0.00	0.00	0.00	0.00	0.00	0.00	
Others (e.g. TEF, BTR, Docs Stamp, etc.)	0.00	0.00	0.00	0.00	0.00	0.00	0.00	0.00	0.00	0.00	0.00	0.00	0.00	0.00	0.00	0.00	0.00	0.00	0.00	0.00	0.00	0.00	0.00	0.00	0.00	0.00	0.00	
TOTAL NON-CASH DISBURSEMENTS	299,857.83	78,482.88	0.00	0.00	378,340.49	0.00	1,483.25	0.00	0.00	1,483.25	0.00	0.00	0.00	0.00	0.00	1,483.25	379,803.74	0.00	0.00	0.00	0.00	299,857.83	79,946.11	0.00	0.00	379,803.74		
GRAND TOTAL	21,388,851.82	2,326,598.92	0.00	0.00	23,725,450.54	0.00	48,775.00	0.00	0.00	48,775.00	0.00	0.00	0.00	0.00	0.00	48,775.00	23,774,225.54	0.00	0.00	0.00	0.00	21,388,851.82	2,375,373.92	0.00	0.00	23,774,225.54		

SUMMARY

Particulars	Previous Report	This Month	As at Date
(1)	(2)	(3)	(4)
Total Disbursement Authorities Received	223,481,883.21	45,505,026.74	268,986,909.95
NCA	210,116,350.00	45,125,223.00	255,241,573.00
NTA	0.00	0.00	0.00
Working Fund	0.00	0.00	0.00
TRA	13,345,533.21	379,803.74	13,725,336.95
CDC	0.00	0.00	0.00
NCAA	0.00	0.00	0.00
Less: Notice of Transfer of Allocations (NTA)* issued	0.00	0.00	0.00
Total Disbursement Authorities Available	223,481,883.21	45,505,026.74	268,986,909.95
Less:	0.00	0.00	0.00
Lapsed NCA	4,872.38	0.00	4,872.38
Disbursements	210,526,204.29	23,394,421.80	233,920,626.09
Less: Other Non-Cash Disbursements	0.00	0.00	0.00
Disbursements effected through outright deductions from claims	0.00	0.00	0.00
Overpayment of expenses (e.g. personnel benefits)	0.00	0.00	0.00
Resubmission for loss of government property	0.00	0.00	0.00
Liquidated damages and similar claims	0.00	0.00	0.00
Others (e.g. TEF, BTR, Docs Stamp, etc.)	0.00	0.00	0.00
Add/less: Adjustments (e.g. cancelled/invalid checks)	0.00	0.00	0.00
Balance of Disbursement Authorities as at date	12,930,806.54	22,110,604.94	35,041,411.48
Total Disbursements Program	379,431,000.00	0.00	379,431,000.00
Less: Actual Disbursements	363,309,794.52	0.00	363,309,794.52
(Over)/Under spending	16,121,205.48	0.00	16,121,205.48

Notes: * The use of NTA is discouraged
 Notes: ** Amounts should tally with the grand total disbursement (column 27).

Certified Correct:

JERRY S. GUMATA, CPA
 Date: 8/10/2021

Recommending Approval:

ROSALINDA S. TUMBALILA, L.L.B.
 Date: 8/10/2021

Approved By:

DR. NORBERTO P. MANGULABNAN
 Date: 8/10/2021

MONTHLY REPORT OF DISBURSEMENTS
For the month of June 2021


Department: State Universities and Colleges (SUCs)
 Agency/Entity: Carlos C. Hilado Memorial State College
 Operating Unit: < not applicable >
 Organization Code (UACS): 08 080 000000
 Fund Cluster: 01 Regular Agency Fund


Particulars	Current Year Budget					Prior Year's Budget										Current Year's Accounts Payable					SUB-TOTAL	Trust Liabilities			Grand Total				Remarks
	PS	MOOE	FinEx	CO	TOTAL	Prior Year's Accounts Payable					Current Year's Accounts Payable					TOTAL	PS	MOOE	CO	TOTAL		PS	MOOE	FinEx	CO	TOTAL			
						PS	MOOE	FinEx	CO	Sub-Total	PS	MOOE	FinEx	CO	Sub-Total												18=(9+17)	19	
1	2	3	4	5	6=(2+3+4+5)	7	8	9	10	11=(7+8+9+10)	12	13	14	15	16=(12+13+14+15)	17=(11+16)	18=(9+17)	19	20	21	22=(19+20+21)	23	24	25	26	27=(23+24+25+26)	28		
CASH DISBURSEMENTS	23,657,739.72	5,417,595.45	0.00	20,491,946.75	49,567,281.92	0.00	0.00	0.00	0.00	0.00	0.00	0.00	0.00	0.00	0.00	0.00	49,567,281.92	0.00	0.00	0.00	0.00	23,657,739.72	5,417,595.45	0.00	20,491,946.75	49,567,281.92			
Notice of Cash Allocation (NCA)	0.00	0.00	0.00	4,130,745.38	4,130,745.38	0.00	0.00	0.00	0.00	0.00	0.00	0.00	0.00	0.00	0.00	0.00	4,130,745.38	0.00	0.00	0.00	0.00	0.00	0.00	0.00	4,130,745.38	4,130,745.38			
MDS Checks Issued	0.00	0.00	0.00	4,130,745.38	4,130,745.38	0.00	0.00	0.00	0.00	0.00	0.00	0.00	0.00	0.00	0.00	0.00	4,130,745.38	0.00	0.00	0.00	0.00	0.00	0.00	0.00	4,130,745.38	4,130,745.38			
Advice to Debit Account	0.00	0.00	0.00	0.00	0.00	0.00	0.00	0.00	0.00	0.00	0.00	0.00	0.00	0.00	0.00	0.00	0.00	0.00	0.00	0.00	0.00	0.00	0.00	0.00	0.00	0.00	0.00		
Notice of Transfer Allocations (NTA)	23,657,739.72	5,417,595.45	0.00	16,361,201.37	45,436,536.54	0.00	0.00	0.00	0.00	0.00	0.00	0.00	0.00	0.00	0.00	0.00	45,436,536.54	0.00	0.00	0.00	0.00	23,657,739.72	5,417,595.45	0.00	16,361,201.37	45,436,536.54			
MDS Checks Issued	23,657,739.72	5,417,595.45	0.00	16,361,201.37	45,436,536.54	0.00	0.00	0.00	0.00	0.00	0.00	0.00	0.00	0.00	0.00	0.00	45,436,536.54	0.00	0.00	0.00	0.00	23,657,739.72	5,417,595.45	0.00	16,361,201.37	45,436,536.54			
Advice to Debit Account	0.00	0.00	0.00	0.00	0.00	0.00	0.00	0.00	0.00	0.00	0.00	0.00	0.00	0.00	0.00	0.00	0.00	0.00	0.00	0.00	0.00	0.00	0.00	0.00	0.00	0.00	0.00		
Working Fund for FAPs	0.00	0.00	0.00	0.00	0.00	0.00	0.00	0.00	0.00	0.00	0.00	0.00	0.00	0.00	0.00	0.00	0.00	0.00	0.00	0.00	0.00	0.00	0.00	0.00	0.00	0.00	0.00		
Cash Disbursement Ceiling (CDC)	0.00	0.00	0.00	0.00	0.00	0.00	0.00	0.00	0.00	0.00	0.00	0.00	0.00	0.00	0.00	0.00	0.00	0.00	0.00	0.00	0.00	0.00	0.00	0.00	0.00	0.00	0.00		
TOTAL CASH DISBURSEMENTS	23,657,739.72	5,417,595.45	0.00	20,491,946.75	49,567,281.92	0.00	0.00	0.00	0.00	0.00	0.00	0.00	0.00	0.00	0.00	0.00	49,567,281.92	0.00	0.00	0.00	0.00	23,657,739.72	5,417,595.45	0.00	20,491,946.75	49,567,281.92			
NON-CASH DISBURSEMENTS	2,426,868.57	151,164.28	0.00	1,410,081.46	3,988,114.31	0.00	0.00	0.00	0.00	0.00	0.00	0.00	0.00	0.00	0.00	0.00	3,988,114.31	0.00	0.00	0.00	0.00	2,426,868.57	151,164.28	0.00	1,410,081.46	3,988,114.31			
Tax Remittance Advances Issued (TRA)	2,426,868.57	151,164.28	0.00	1,410,081.46	3,988,114.31	0.00	0.00	0.00	0.00	0.00	0.00	0.00	0.00	0.00	0.00	0.00	3,988,114.31	0.00	0.00	0.00	0.00	2,426,868.57	151,164.28	0.00	1,410,081.46	3,988,114.31			
Non-Cash Availment Authority (NCAA)	0.00	0.00	0.00	0.00	0.00	0.00	0.00	0.00	0.00	0.00	0.00	0.00	0.00	0.00	0.00	0.00	0.00	0.00	0.00	0.00	0.00	0.00	0.00	0.00	0.00	0.00	0.00		
Disbursements effected through outright deductions from claims (please specify...)	0.00	0.00	0.00	0.00	0.00	0.00	0.00	0.00	0.00	0.00	0.00	0.00	0.00	0.00	0.00	0.00	0.00	0.00	0.00	0.00	0.00	0.00	0.00	0.00	0.00	0.00	0.00		
Overpayment of expenses (e.g. personnel benefits)	0.00	0.00	0.00	0.00	0.00	0.00	0.00	0.00	0.00	0.00	0.00	0.00	0.00	0.00	0.00	0.00	0.00	0.00	0.00	0.00	0.00	0.00	0.00	0.00	0.00	0.00	0.00		
Restitution for loss of government property	0.00	0.00	0.00	0.00	0.00	0.00	0.00	0.00	0.00	0.00	0.00	0.00	0.00	0.00	0.00	0.00	0.00	0.00	0.00	0.00	0.00	0.00	0.00	0.00	0.00	0.00	0.00		
Liquidated damages and similar claims	0.00	0.00	0.00	0.00	0.00	0.00	0.00	0.00	0.00	0.00	0.00	0.00	0.00	0.00	0.00	0.00	0.00	0.00	0.00	0.00	0.00	0.00	0.00	0.00	0.00	0.00	0.00		
Others (e.g. TEF, BTr, Docs Stamp, etc.)	0.00	0.00	0.00	0.00	0.00	0.00	0.00	0.00	0.00	0.00	0.00	0.00	0.00	0.00	0.00	0.00	0.00	0.00	0.00	0.00	0.00	0.00	0.00	0.00	0.00	0.00	0.00		
TOTAL NON-CASH DISBURSEMENTS	2,426,868.57	151,164.28	0.00	1,410,081.46	3,988,114.31	0.00	0.00	0.00	0.00	0.00	0.00	0.00	0.00	0.00	0.00	0.00	3,988,114.31	0.00	0.00	0.00	0.00	2,426,868.57	151,164.28	0.00	1,410,081.46	3,988,114.31			
GRAND TOTAL	26,084,608.29	5,568,759.73	0.00	21,902,028.21	53,555,396.23	0.00	0.00	0.00	0.00	0.00	0.00	0.00	0.00	0.00	0.00	0.00	53,555,396.23	0.00	0.00	0.00	0.00	26,084,608.29	5,568,759.73	0.00	21,902,028.21	53,555,396.23			


SUMMARY

Particulars	Previous Report	This Month	As at Date
(1)	(2)	(3)	(4)
Total Disbursement Authorities Received	193,812,075.90	29,649,807.31	223,461,883.21
NCA	184,454,857.30	26,861,693.00	211,316,550.30
NTA	0.00	0.00	0.00
Working Fund	0.00	0.00	0.00
TRA	9,357,416.90	3,988,114.31	13,345,531.21
CDC	0.00	0.00	0.00
NCAA	0.00	0.00	0.00
Less: Notice of Transfer of Allocations (NTA)' Issued	0.00	0.00	0.00
Total Disbursement Authorities Available	193,812,075.90	29,649,807.31	223,461,883.21
Less:	0.00	0.00	0.00
Lapsed NCA	1,602.57	3,269.81	4,872.38
Disbursements	160,958,922.37	49,567,281.92	210,526,204.29
Less: Other Non-Cash Disbursements	0.00	0.00	0.00
Disbursements effected through outright deductions from claims	0.00	0.00	0.00
Overpayment of expenses (e.g. personnel benefits)	0.00	0.00	0.00
Restitution for loss of government property	0.00	0.00	0.00
Liquidated damages and similar claims	0.00	0.00	0.00
Others (e.g. TEF, BTr, Docs Stamp, etc.)	0.00	0.00	0.00
Add: Less: Adjustments (e.g. cancelled/stale checks)	0.00	0.00	0.00
Balance of Disbursement Authorities as at date	32,851,550.96	(19,920,744.42)	12,930,806.54
Total Disbursements Program	379,431,000.00	0.00	379,431,000.00
Less: Actual Disbursements	363,308,794.52	0.00	363,308,794.52
Over/Under spending	16,121,205.48	0.00	16,121,205.48

Notes: * The use of NTA is discouraged
 Notes: ** Amounts should tally with the grand total disbursement (column 27).

Certified Correctly

 JERRY S. GUMARTA, CPA
 Accountant III
 Date: 7/8/2021

Recommending Approval:

 ROSALINDA S. TUVILLA
 Vice President for Administration and Finance
 Date: 7/8/2021

Approved By:

 NORBERT D. MANGULABNAN, Ph.D.
 SUC President III
 Date: 07/08/2021

ab/bv

MONTHLY REPORT OF DISBURSEMENTS
For the month of March 2021

Department: State Universities and Colleges (SUCs)
 Agency/Entity: Carlos C. Hilado Memorial State College
 Operating Unit: < not applicable >
 Organization Code (UACS): 08 060 0000000
 Fund Cluster: 01 Regular Agency Fund

Particulars	Current Year Budget					Prior Year's Budget											Trust Liabilities				Grand Total					Remarks		
	PS	MOOE	FinEx	CO	TOTAL	Prior Year's Accounts Payable					Current Year's Accounts Payable						SUB-TOTAL	PS	MOOE	CO	TOTAL	PS	MOOE	FinEx	CO		TOTAL	
						PS	MOOE	FinEx	CO	Sub-Total	PS	MOOE	FinEx	CO	Sub-Total	TOTAL												
1	2	3	4	5	6=(2+3+4+5)	7	8	9	10	11=(7+8+9+10)	12	13	14	15	16=(12+13+14+15)	17=(11+16)	18=(6+17)	19	20	21	22=(19+20+21)	23	24	25	26	27=(23+24+25+26)	28	
CASH DISBURSEMENTS	18,723,550.17	3,210,356.97	0.00	3,218,062.54	25,151,969.68	0.00	1,156,705.22	0.00	920,806.93	2,077,315.15	0.00	0.00	0.00	0.00	0.00	2,077,315.15	27,229,284.83	0.00	0.00	0.00	0.00	18,723,550.17	4,367,062.19	0.00	4,138,672.47	27,229,284.83		
Notice of Cash Allocation (NCA)	18,723,550.17	3,210,356.97	0.00	3,218,062.54	25,151,969.68	0.00	1,156,705.22	0.00	920,806.93	2,077,315.15	0.00	0.00	0.00	0.00	0.00	2,077,315.15	27,229,284.83	0.00	0.00	0.00	0.00	18,723,550.17	4,367,062.19	0.00	4,138,672.47	27,229,284.83		
MDS Checks Issued	18,723,550.17	3,210,356.97	0.00	3,218,062.54	25,151,969.68	0.00	1,156,705.22	0.00	920,806.93	2,077,315.15	0.00	0.00	0.00	0.00	0.00	2,077,315.15	27,229,284.83	0.00	0.00	0.00	0.00	18,723,550.17	4,367,062.19	0.00	4,138,672.47	27,229,284.83		
Advice to Debit Account	0.00	0.00	0.00	0.00	0.00	0.00	0.00	0.00	0.00	0.00	0.00	0.00	0.00	0.00	0.00	0.00	0.00	0.00	0.00	0.00	0.00	0.00	0.00	0.00	0.00	0.00	0.00	
Notice of Transfer Allocations (NTA)	0.00	0.00	0.00	0.00	0.00	0.00	0.00	0.00	0.00	0.00	0.00	0.00	0.00	0.00	0.00	0.00	0.00	0.00	0.00	0.00	0.00	0.00	0.00	0.00	0.00	0.00	0.00	
MDS Checks Issued	0.00	0.00	0.00	0.00	0.00	0.00	0.00	0.00	0.00	0.00	0.00	0.00	0.00	0.00	0.00	0.00	0.00	0.00	0.00	0.00	0.00	0.00	0.00	0.00	0.00	0.00	0.00	
Advice to Debit Account	0.00	0.00	0.00	0.00	0.00	0.00	0.00	0.00	0.00	0.00	0.00	0.00	0.00	0.00	0.00	0.00	0.00	0.00	0.00	0.00	0.00	0.00	0.00	0.00	0.00	0.00	0.00	
Working Fund for FAPs	0.00	0.00	0.00	0.00	0.00	0.00	0.00	0.00	0.00	0.00	0.00	0.00	0.00	0.00	0.00	0.00	0.00	0.00	0.00	0.00	0.00	0.00	0.00	0.00	0.00	0.00	0.00	
Cash Disbursement Ceiling (CDC)	0.00	0.00	0.00	0.00	0.00	0.00	0.00	0.00	0.00	0.00	0.00	0.00	0.00	0.00	0.00	0.00	0.00	0.00	0.00	0.00	0.00	0.00	0.00	0.00	0.00	0.00	0.00	
TOTAL CASH DISBURSEMENTS	18,723,550.17	3,210,356.97	0.00	3,218,062.54	25,151,969.68	0.00	1,156,705.22	0.00	920,806.93	2,077,315.15	0.00	0.00	0.00	0.00	0.00	2,077,315.15	27,229,284.83	0.00	0.00	0.00	0.00	18,723,550.17	4,367,062.19	0.00	4,138,672.47	27,229,284.83		
NON-CASH DISBURSEMENTS	1,243,130.75	95,242.37	0.00	237,120.40	1,575,493.52	0.00	62,444.88	0.00	67,834.41	130,279.29	0.00	0.00	0.00	0.00	0.00	130,279.29	1,705,772.81	0.00	0.00	0.00	0.00	1,243,130.75	157,887.25	0.00	304,954.81	1,705,772.81		
Tax Remittance Advices Issued (TRA)	1,243,130.75	95,242.37	0.00	237,120.40	1,575,493.52	0.00	62,444.88	0.00	67,834.41	130,279.29	0.00	0.00	0.00	0.00	0.00	130,279.29	1,705,772.81	0.00	0.00	0.00	0.00	1,243,130.75	157,887.25	0.00	304,954.81	1,705,772.81		
Non-Cash Availment Authority (NCAA)	0.00	0.00	0.00	0.00	0.00	0.00	0.00	0.00	0.00	0.00	0.00	0.00	0.00	0.00	0.00	0.00	0.00	0.00	0.00	0.00	0.00	0.00	0.00	0.00	0.00	0.00	0.00	
Disbursements effected through outright deductions from claims (please specify...)	0.00	0.00	0.00	0.00	0.00	0.00	0.00	0.00	0.00	0.00	0.00	0.00	0.00	0.00	0.00	0.00	0.00	0.00	0.00	0.00	0.00	0.00	0.00	0.00	0.00	0.00	0.00	
Overpayment of expenses (e.g. personnel benefits)	0.00	0.00	0.00	0.00	0.00	0.00	0.00	0.00	0.00	0.00	0.00	0.00	0.00	0.00	0.00	0.00	0.00	0.00	0.00	0.00	0.00	0.00	0.00	0.00	0.00	0.00	0.00	
Restitution for loss of government property	0.00	0.00	0.00	0.00	0.00	0.00	0.00	0.00	0.00	0.00	0.00	0.00	0.00	0.00	0.00	0.00	0.00	0.00	0.00	0.00	0.00	0.00	0.00	0.00	0.00	0.00	0.00	
Liquidated damages and similar claims	0.00	0.00	0.00	0.00	0.00	0.00	0.00	0.00	0.00	0.00	0.00	0.00	0.00	0.00	0.00	0.00	0.00	0.00	0.00	0.00	0.00	0.00	0.00	0.00	0.00	0.00	0.00	
Others (e.g. TEF, BTR, Docs Stamp, etc.)	0.00	0.00	0.00	0.00	0.00	0.00	0.00	0.00	0.00	0.00	0.00	0.00	0.00	0.00	0.00	0.00	0.00	0.00	0.00	0.00	0.00	0.00	0.00	0.00	0.00	0.00	0.00	
TOTAL NON-CASH DISBURSEMENTS	1,243,130.75	95,242.37	0.00	237,120.40	1,575,493.52	0.00	62,444.88	0.00	67,834.41	130,279.29	0.00	0.00	0.00	0.00	0.00	130,279.29	1,705,772.81	0.00	0.00	0.00	0.00	1,243,130.75	157,887.25	0.00	304,954.81	1,705,772.81		
GRAND TOTAL	19,966,680.92	3,305,599.34	0.00	3,455,182.94	26,727,463.20	0.00	1,219,150.10	0.00	988,641.34	2,207,594.44	0.00	0.00	0.00	0.00	0.00	2,207,594.44	28,935,057.64	0.00	0.00	0.00	0.00	19,966,680.92	4,524,949.44	0.00	4,443,627.28	28,935,057.64		

SUMMARY

Particulars	Previous Report	This Month	As at Date
(1)	(2)	(3)	(4)
Total Disbursement Authorities Received	54,576,530.00	24,711,772.81	79,288,302.81
NCA	51,042,000.00	23,006,000.00	74,048,000.00
NTA	0.00	0.00	0.00
Working Fund	0.00	0.00	0.00
TRA	3,534,530.00	1,705,772.81	5,240,302.81
CDC	0.00	0.00	0.00
NCAA	0.00	0.00	0.00
Less: Notice of Transfer of Allocations (NTA) issued	0.00	0.00	0.00
Total Disbursement Authorities Available	54,576,530.00	24,711,772.81	79,288,302.81
Less:	0.00	0.00	0.00
Lapsed NCA	0.00	1,802.57	1,802.57
Disbursements	46,817,112.60	27,229,284.83	74,046,397.43
Less: Other Non-Cash Disbursements	0.00	0.00	0.00
Disbursements effected through outright deductions from claims	0.00	0.00	0.00
Overpayment of expenses (e.g. personnel benefits)	0.00	0.00	0.00
Restitution for loss of government property	0.00	0.00	0.00
Liquidated damages and similar claims	0.00	0.00	0.00
Others (e.g. TEF, BTR, Docs Stamp, etc.)	0.00	0.00	0.00
Add/Less: Adjustments (e.g. cancelled/staled checks)	0.00	0.00	0.00
Balance of Disbursement Authorities as at date	7,759,417.40	(2,519,114.99)	5,240,302.81
Total Disbursements Program	379,431,000.00	0.00	379,431,000.00
Less: Actual Disbursements	363,309,794.52	0.00	363,309,794.52
(Over)/Under spending	16,121,205.48	0.00	16,121,205.48

Notes: * The use of NTA is discouraged
 Notes: ** Amounts should tally with the grand total disbursement (column 27).

JERRY S. GUMATA, CPA
 Accountant III
 Date: 2021-04-13 10:07:40

ROSAUNDA S. TUVILA, LLB
 VP, Admin and Finance
 Date: 2021-04-13 10:13:45

NORBERTO P. MANGULAENAN, PH.D.
 SUC President III
 Date: 2021-04-13 10:17:16

MONTHLY REPORT OF DISBURSEMENTS
For the month of February 2021

Department : State Universities and Colleges (SUCs)
Agency/Entity : Carlos C. Hilado Memorial State College
Operating Unit : < not applicable >
Organization Code : 06 009 000000
Fund Cluster : 01 Regular Agency Fund

Main budget table with columns for Particulars, Current Year Budget, Prior Year's Accounts Payable, Current Year's Accounts Payable, and Grand Total. Includes rows for CASH DISBURSEMENTS, NON-CASH DISBURSEMENTS, and GRAND TOTAL.

SUMMARY table with columns for Particulars, Previous Report, This Month, and As of Date. Includes rows for Total Disbursement Authorities Received, Less: Other Non-Cash Disbursements, and Balance of Disbursement Authorities as of date.

Notes: * The use of NTA is discouraged
Notes: ** Amounts should tally with the grand total disbursement (column 27).

Prepared by:
JERRY S. GUMATA, CPA
Date: March 4, 2021

Recommended by:
ROSALINDA S. TUJILLA
Date: 3/4/2021

Approved By:
NORBERTO P. MANGULABNAN, Ph.D.
Date: March 4, 2021

